




Low Profile Separator

Part of the ERS Trim + Dust Collection System

You've got a problem, we've got a solution.



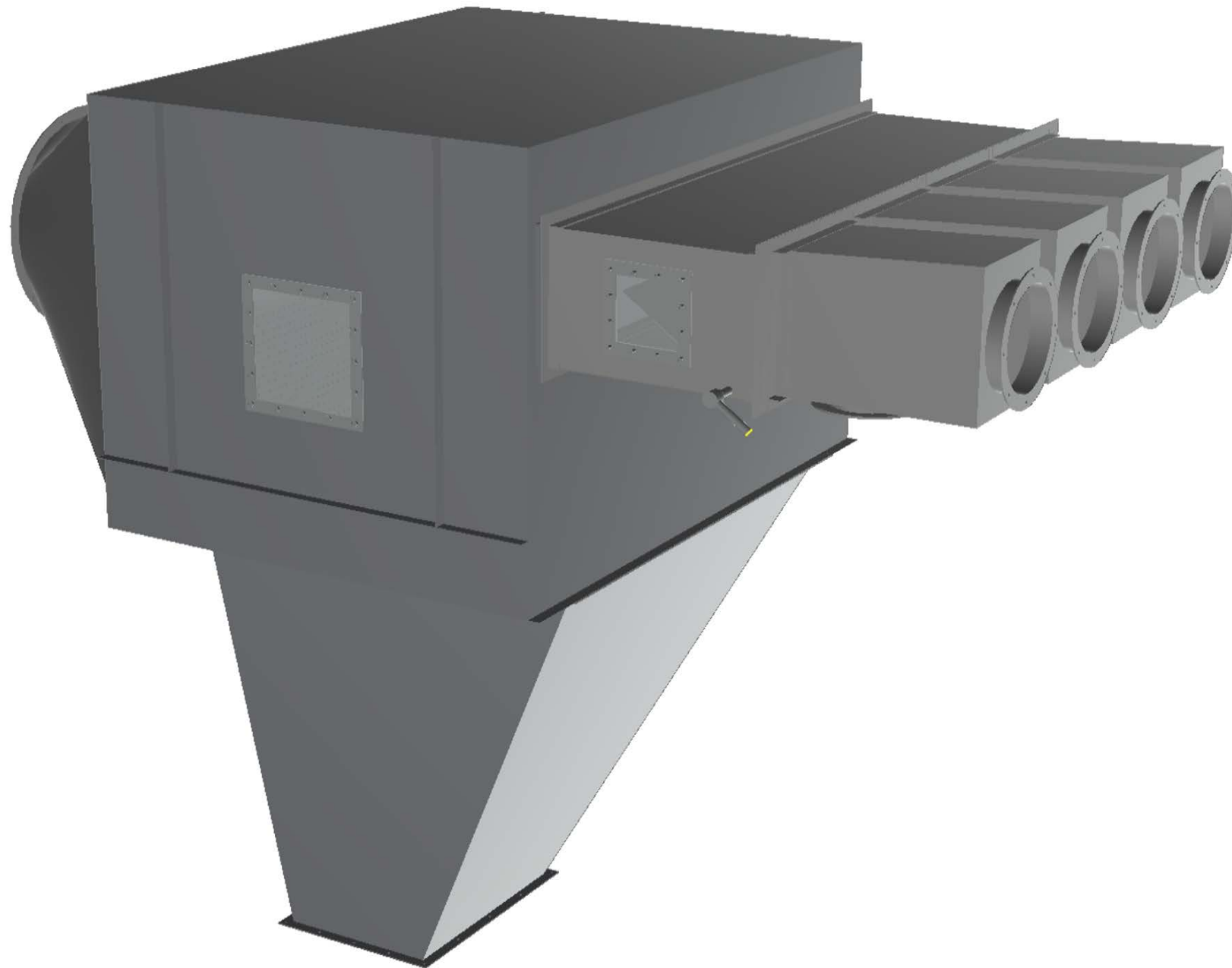
PROBLEM: Cyclone too big for indoor installation. Permits hard to attain for outdoor installation.



SOLUTION: ERS' Low Profile Separator suitable for indoor and above roof installations.




The difference maker.



LPS ADVANTAGES:

- ✓ No air lock required
- ✓ No minimum air volume
- ✓ Minimal baler chute down pressure

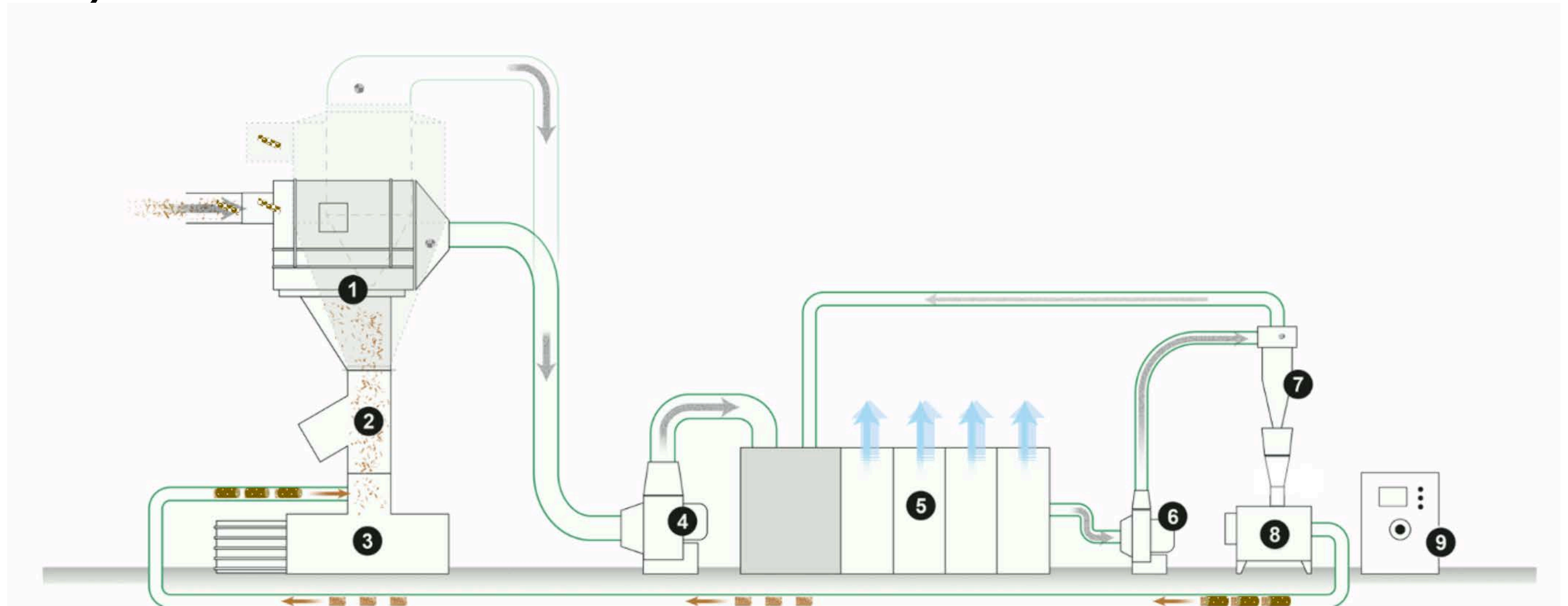
Customized for your needs.



Sample LPS installations.



Typical system overview.



1. Cyclone/ Low Profile Separator
2. Baler Chute Scrap Diverter
3. Baler
4. Balancing Fan (to prevent down pressure in baler chute)
5. CCM™ Filter

6. Dust Fan
7. High Efficiency Dust Collection Cyclone
8. Dust Pucker
9. Motor Control Center



We are the industry leader in dust collection, metal separation and trim removal systems.



Engineered Recycling Systems
5010 MacDougall Dr. SW
Atlanta, GA 30336, USA



770-954-8780



262-247-0888



info@engineeredrecycling.com